

SAP Business Network Training

Consignment process

Logistics / Supply Chain Management | 16.02.2024

WE SHAPE
FUTURE
MOBILITY



MAHLE

Consignment process

In this Chapter You Will Learn About ...

... what is a consignment release / call-off

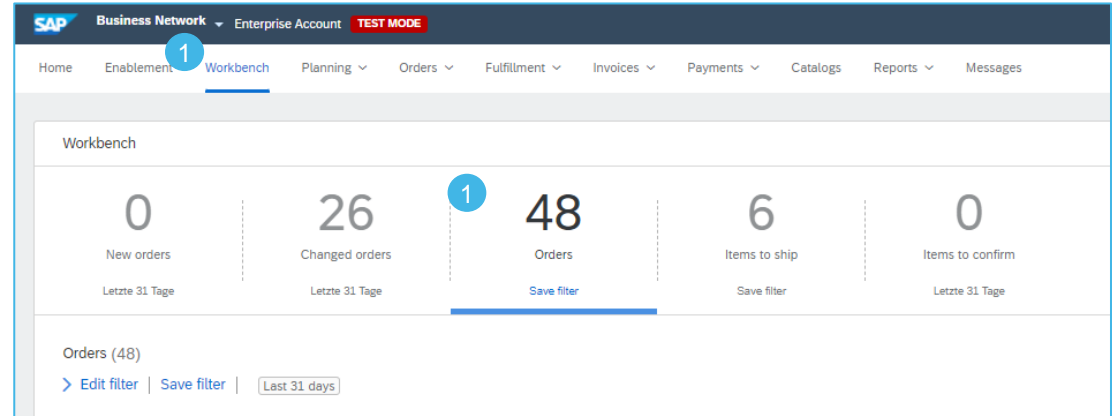
... how to check the schedule release with item category consignment

... how to view the goods receipt / withdrawal

... how to generate consignment stock report

Consignment Release

1. Go to Workbench, click on subtab Orders.
2. Click **Orders and Releases**
3. Identify the right document using **search filters** and open Document by clicking the **Order Number**.



Orders (48)

2 [Edit filter](#)

Customers:

Order numbers:
 Partial match Exact match

Creation date:

Order status:

Company codes:

Purchasing organizations:

Customer locations:

Order type:

Routing status:

Min amount:

Max amount:

Currency:

Show hidden orders only

Orders and Releases (29) Page 1

Type	Order Number	Ver	Customer	Inquiries	Ship To Address	Ordering Address	Amount	Date	Order Status	Settlement	Amount Invoiced	Revision	Actions
<input checked="" type="radio"/> Release	3 55000003490001-0FOR	414	MAHLE		MAHLE Behr Námestovo s.r.o. Námestovo Slovakia	BERNECKER ROLLFORMING & TUBES GMBH PAUSA, 16 Germany	0.00 EUR	5 Nov 2021	Partially Received	Invoice	0.00 EUR	Changed	Actions <input type="button" value="▼"/>

Check Scheduling Agreement Release

Line Item														
Line #	No. Schedule Lines	Part #	Customer Part #	Type	Category	Return	Revision Level	Qty (Unit)	Need By	Unit Price	Subtotal	Previous Received Qty (Unit)	Cumulative Received Qty (Unit)	Cumulative Shipped Qty (Unit)
10	16		NU925001	Material	Consignment			71,820.000 (PCE) ⓘ	13 Sep 2021 IDT 13 Sep 2021 Buyer time	0.00 EUR	0.00 EUR		3,264,030.000 (PCE) ⓘ	35910 (PCE) ⓘ

Description: WINGLETROHR

In the document you can check following data:

1. The category of the Items is **Consignment**.
2. The next order to ship is shown in the Schedule Lines list.
3. Click **Create Ship Notice**, in the top of the page to create an ASN.

2	11 Nov 2021 12:00 PM IST 11 Nov 2021 Buyer time	35,910 (PCE) ⓘ	3,335,850.00 (PCE) ⓘ	Firm
16	17 Nov 2021 12:00 PM IST 17 Nov 2021 Buyer time	0 (PCE) ⓘ	3,335,850.00 (PCE) ⓘ	Firm

Create Order Confirmation ▼
Create Ship Notice
Create Invoice ▼

Release Detail
Processing History
Release History

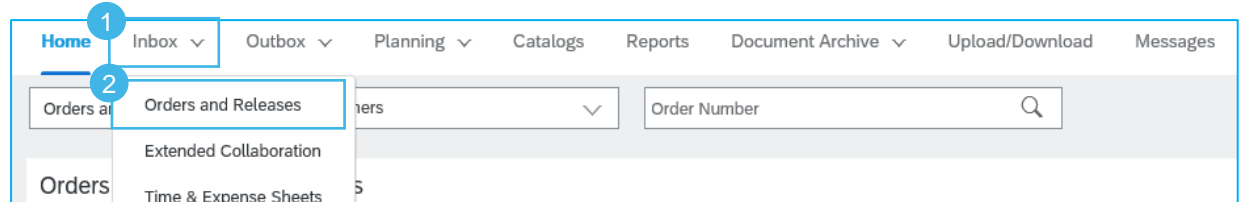
Note: For more details on how to create an ASN, how to pack items and print labels, refer to the training documentations:

- [Advanced Shipping Notification – Individual](#) and
- [Advanced Shipping Notification – Multiple](#)

Goods Receipt

There are 2 possible ways to access the Goods Receipt overview:

1. Select **Inbox** tab.
2. Click **Orders and Releases**
3. Identify the right document using **search filters** and open Document by clicking the **Order Number**.
4. In the field **Related Documents**, you will also see the Receipt number. By clicking the field, you can open the document.



Orders and Releases (29) Page 1

Type	Order Number	Ver	Customer	Inquiries	Ship To Address	Ordering Address	Amount	Date	Order Status	Settlement	Amount Invoiced	Revision	Actions
Release	55000003490001-0FOR	414	MAHLE		MAHLE Behr Námestovo s.r.o. Námestovo Slovakia	BERNECKER ROLLFORMING & TUBES GMBH PAUSA, 16 Germany	0.00 EUR	5 Nov 2021	Partially Received	Invoice	0.00 EUR	Changed	Actions

Create Order Confirmation | Create Ship Notice | Create Invoice

Release Detail | Processing History | Release History

From: Customer
MAHLE Behr
Námestovo s.r.o.
Námestovo
029 01 Námestovo
Germany
Slovakia
Fax:

To: Achenwirth AG - TEST
Hopfenseeweg 33
70378 Stuttgart
Baden-Württemberg
Germany
Phone:
Fax:
Email: alexander.hamm@ap-solut.com

Payment Terms
0.000% 60
Innerhalb von 60 Tagen ohne Abzug

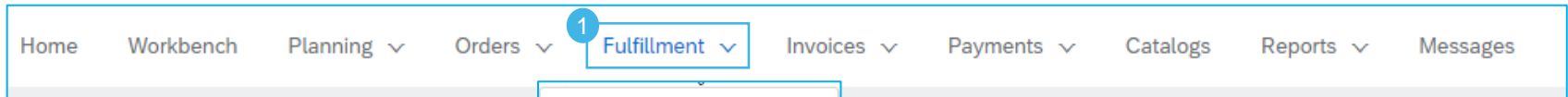
Scheduling Agreement ID
5500000349

Scheduling Agreement Release
(= Partially Received)
550000034900010FOR
Version: 414 (Previous Version)

Routing Status: Acknowledged
Effective Date: 5 Dec 2019
Expiration Date: 31 Dec 2035
Related Documents: 5000000249
I Test_2_4

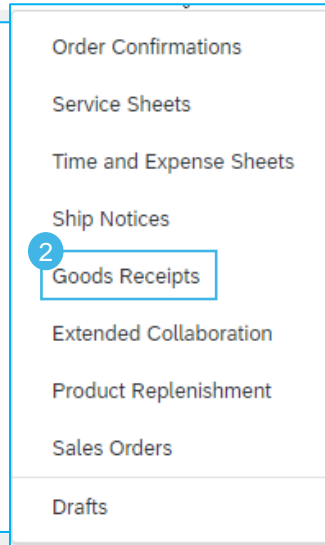
Routing Status: Acknowledged
Effective Date: 5 Dec 2019
Expiration Date: 31 Dec 2035
Related Documents: 5000000249
I Test_2_4

Goods Receipt overview



The second way to see the Goods Receipt document overview is:

1. Select **Fulfillment** tab.
2. Click **Goods Receipt**
3. All existing Goods Receipt Documents will be displayed.
4. Select the Goods Receipt you want and open it by clicking the Receipt Number.



The screenshot shows a list of Goods Receipts. The title is 'Goods Receipts' with a '3' in a circle. Below the title is a 'Search Filters' section. The list contains 8 items. The second row is highlighted with a blue box and a '4' in a circle. The columns are: Receipt Number, Reference, Customer, Date, and Routing Status.

Receipt Number	Reference	Customer	Date	Routing Status
5000000300	550000059000010FOR	MAHLE	10 Nov 2021 10:32:39 AM	Sent
5000000296	550000034800010FOR	MAHLE	9 Nov 2021 5:01:24 PM	Sent
5000000249	550000034900010FOR	MAHLE	5 Nov 2021 2:48:42 PM	Sent
5000000246	550000118400010FOR	MAHLE	4 Nov 2021 3:54:14 PM	Sent
5000000238	550000059000010FOR	MAHLE	3 Nov 2021 4:35:49 PM	Sent

Goods Receipt overview

The Goods Receipt document shows that the material was receipt by MAHLE incl. the date, quantity, packing Slip ID and other additional information.

Receipt: 5000000249 Done Previous

Print | Export cXML

Detail History

From: MAHLE

To: Achsenvertrieb AG - TEST
Hopfenseeweg 33
70378 Stuttgart
Baden-Württemberg
Germany
Phone:
Fax:
Email: alexander.hamm@ap-solut.com

Receipt: Receipt No.: 5000000249
Receipt Date: 5 Nov 2021

Routing Status: Sent
Related Documents: 550000034900010FOR

Item	Order Line Number	Part #	Customer Part #	Batch #	Customer Batch #	Packing Slip ID	Packing Slip Date	Qty (Unit)	Delivery Address	Type	Unit Rate	Amount	Status
Scheduling Agreement Release: 550000034900010FOR													
1	10		NU925001			I TEST 2_4	5 Nov 2021	35,910.000 PCE ⓘ	Not Specified	Received	0.00 EUR	0.00 EUR	
Description: WINGLETROHR													

Comments

Pricing Details

Unit Details ⓘ			Price Details ⓘ			
Unit Conversion	Price Unit	Order Unit	Price	Price Unit	Quantity	Price Unit
1	PCE ⓘ	PCE ⓘ	0.00 EUR	100		PCE ⓘ



Consignment Movements – Withdrawal overview

The screenshot shows the top navigation bar with the following items: Home, Workbench, Planning, Orders, Fulfillment, Invoices, Payments, Catalogs, Reports, and Messages. The Fulfillment dropdown menu is open, showing the following options: Order Confirmations, Service Sheets, Time and Expense Sheets, Ship Notices, Goods Receipts, Extended Collaboration, Product Replenishment, Sales Orders, and Drafts. A red circle with the number '1' is placed over the Fulfillment dropdown arrow, and another red circle with the number '2' is placed over the Extended Collaboration option.

In order to see the Consignments Movements, following steps have to be executed:

1. Select **Fulfillment** tab.
2. Click **Extended collaboration**.
3. Select **Consignment Movements** tab.
4. All Consignment Movements are displayed.

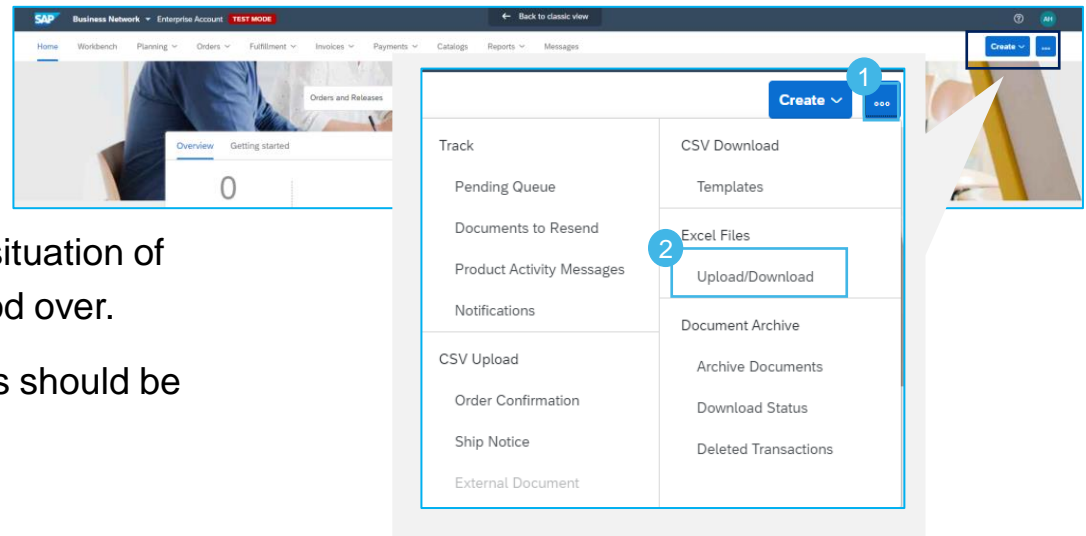
The screenshot shows the 'Extended Collaboration' section with a row of tabs: Multi-Tier Orders, Component Inventory, Component Shipments, Return Shipments, Consignment Movements, Multi-Tier Shipments, Component Receipts, and Component Consumption. The 'Consignment Movements' tab is selected and highlighted with a red box. A red circle with the number '3' is placed over the Consignment Movements tab.

The screenshot shows the 'Consignment Movements (22)' table. The table has the following columns: Customer Part No./Description, Part No., Customer, Customer Location, Movement Date, Movement Qty (Unit), Amount, Settlement, and Invoice No. The first two rows are visible. The first row is selected with a checkmark in the checkbox column. A red circle with the number '4' is placed over the checkbox of the first row.

Customer Part No./Description	Part No.	Customer	Customer Location	Movement Date	Movement Qty (Unit)	Amount	Settlement	Invoice No.
<input checked="" type="checkbox"/> KY876001 WINGLET TUBE	KY876001	MAHLE	6154 Námestovo	9 Nov 2021	34,020 (ST)	3,676.00 EUR		
<input type="checkbox"/> MB654002 WINGLETROHR		MAHLE	6154 Námestovo	5 Nov 2021	39,690 (PC)	4,415.16 EUR		

Below the table, there is a 'Create Invoice' button with a left-pointing arrow.

Generation of consignment stock report



With a dedicated consignment report, the stock situation of consignment materials can be displayed in a good over.

To generate a consignment report following steps should be followed:

1. Click **More** Icon.
2. Click **Upload/Download**.
3. All existing jobs are displayed.

3

Name	Type	Created	Changed↓	Modified By
Consignment_MB654002	Consignment	10 Nov 2021 6:15:21 AM	10 Nov 2021 6:15:21 AM	Alexander Hamm
Consignment_K4M_2	Consignment	9 Nov 2021 2:00:09 AM	9 Nov 2021 2:00:09 AM	Alexander Hamm
Consignment_K4M_1	Consignment	5 Nov 2021 6:50:46 AM	5 Nov 2021 6:50:46 AM	Alexander Hamm

↳ Create Edit Run Clear Downloads

Generation of consignment stock report

1. Click **Create** in Job tab.
2. Enter a **Name** for the job.
3. Choose **Type Consignment**.
4. Enter Customer **MAHLE**.
5. If you want to see the stock for all consignment materials, press **Save**. If you want to generate the report for a specific material, enter the material number in the field: **Buyer part number**.
6. Press **Save**.

The screenshot shows a 'Create/Edit Job' form with the following fields and callouts:

- 1:** A 'Create' button with a left-pointing arrow.
- 2:** A text input field for 'Name' containing 'Consignment_MB6540002'.
- 3:** A dropdown menu for 'Type' set to 'Consignment'.
- 4:** A text input field for 'Customer' containing 'MAHLE'.
- 5:** A text input field for 'Buyer part number' containing 'MB654002'.
- 6:** A 'Save' button.

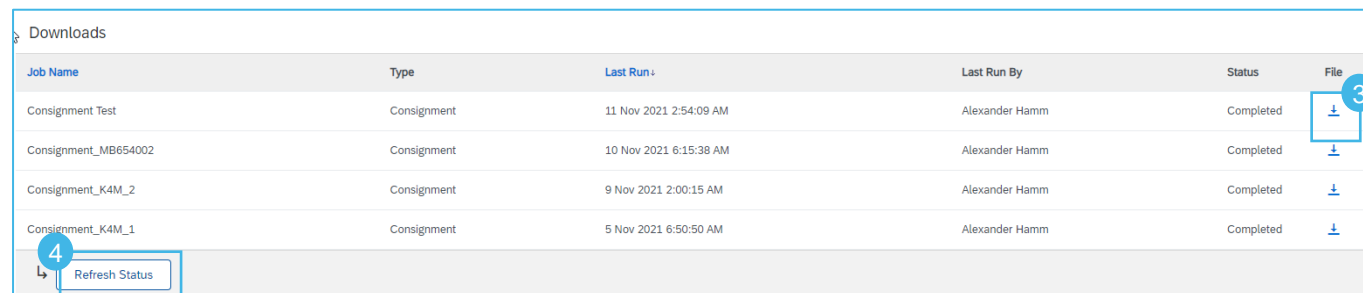
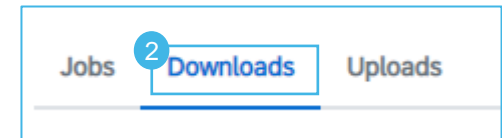
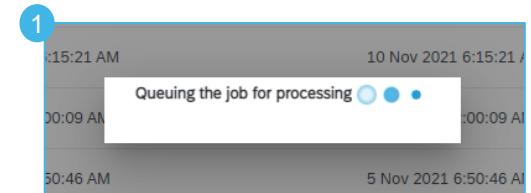
Other fields in the 'Job Search Criteria' section include 'Start date' (12 Sep 2021) and 'End date' (11 Nov 2021), both with calendar icons. A 'Supplier part number' field is also present but empty. A 'Location' field is at the bottom right. 'Cancel' and 'Save' buttons are at the bottom right of the form.




View of consignment stock report

The generation of Consignment stock report is triggered by:

- New job creation
- The stock data will be updated periodically (daily/weekly etc.) from the MAHLE ERP system to the SAP Business Network in order to provide the current status
- Pressing the run button from jobs tab.

1. The run of the can take several seconds, depending on the size of the report.
2. In the **Downloads** tab, all reports can be seen
3. By pressing the **Download Icon**, an Excel file with the report will be downloaded.
4. If the status of the Job is In progress and the Download icon is missing, **Refresh Status** Button will refresh the table.

A screenshot of the "Downloads" table. The table has columns for Job Name, Type, Last Run, Last Run By, Status, and File. There are four rows of data. A "Refresh Status" button is located at the bottom left of the table, highlighted with a blue circle containing the number 4. A download icon is highlighted in the first row of the table, highlighted with a blue circle containing the number 3.

Job Name	Type	Last Run	Last Run By	Status	File
Consignment Test	Consignment	11 Nov 2021 2:54:09 AM	Alexander Hamm	Completed	
Consignment_MB654002	Consignment	10 Nov 2021 6:15:38 AM	Alexander Hamm	Completed	
Consignment_K4M_2	Consignment	9 Nov 2021 2:00:15 AM	Alexander Hamm	Completed	
Consignment_K4M_1	Consignment	5 Nov 2021 6:50:50 AM	Alexander Hamm	Completed	